

## Contact Details

Before using the product, please check the guide pages at the front of this catalog.

Internet

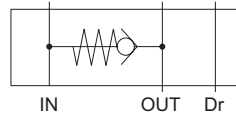
<https://www.daikinpmc.com/en/>

For latest information, PDF catalogs and operation manuals

# Check Valve (for SGB-G03)



JIS graphic symbols for hydraulic system



## Features

- These check valves are for SGB-G03, to be stacked below SGB-G03.

## Nomenclature

× - **SMC** - **03** - **05** - **10**  
1    2    3    4    5

### 1 Applicable fluid code

No designation: Petroleum-based hydraulic fluid, water-glycol hydraulic fluid  
 F: Phosphate ester hydraulic fluid

### 2 Model No.

SMC: Check valve for SGB-G03

### 3 Nominal diameter

03:  $\frac{3}{8}$

### 4 Cracking pressure code

05 : 0.05 MPa {0.5 kgf/cm<sup>2</sup>}

### 5 Design No.

(The design No. is subject to change)

## Specifications

Model code	Nominal diameter	Maximum operating pressure MPa {kgf/cm <sup>2</sup> }	Maximum flow rate L/min	Cracking pressure MPa {kgf/cm <sup>2</sup> }	Mass kg
SMC-03-05-10	$\frac{3}{8}$	14 {140}	40	0.05 {0.5}	1.8

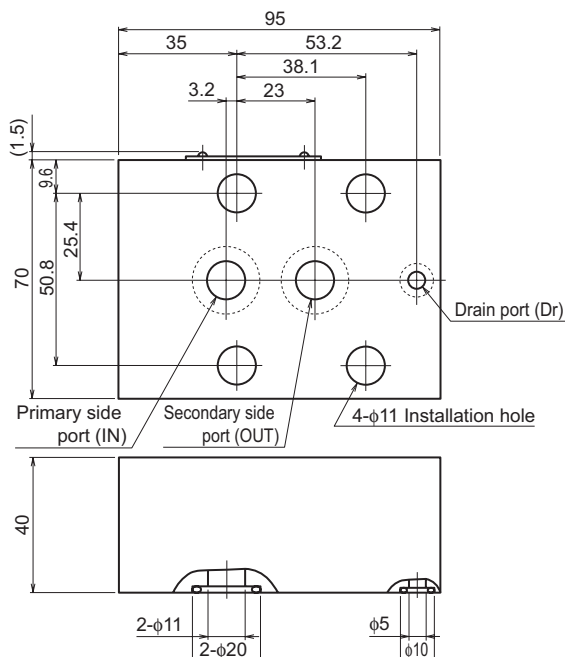
## Accessories

Hexagon socket head cap bolt	Quantity	Tightening torque N·m {kgf·cm}
M10 × 85	4	48 to 63 {480 to 630}

## Handling

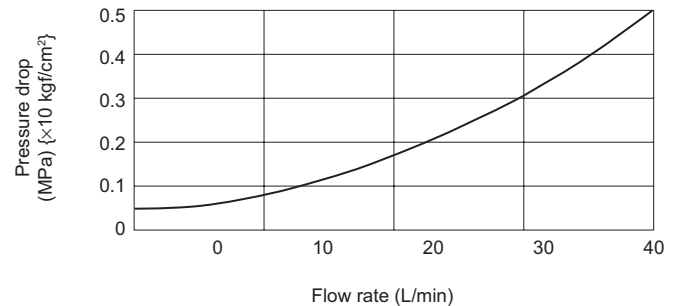
- Order SGB-03M separately as the sub-plate.

## External dimension diagram

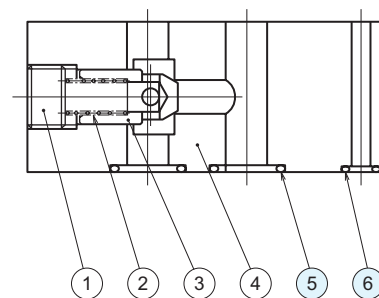


## Performance curves (viscosity: 32 mm<sup>2</sup>/s {cSt})

### Pressure drop characteristics



## Sectional structural diagram



### Sealing part table

Part No.	Name	Quantity	Part specifications
5	O-ring	2	JIS B 2401 1B P16
6	O-ring	1	JIS B 2401 1B P7